

 **BELLOW VALVE WITH PSL ACTUATOR zBEL**



Body material	Nominal pressure	Nominal diameter	Max. temperature
A Grey cast iron	C 16 bar	DN 15-150	300°C
C Nodular cast iron	C 16 bar D 25 bar	DN 15-150	350°C













correspond to the pressure equipment directive 2014/68/UE marking CE for DN≥32

FEATURES

- leakproofness class - A acc. EN -12266 – 1 – type 01
- leakproofness class IV acc. PN-EN 60534-4 - type 71
- environment-friendly
- tests acc. EN - 12266 - 1
- flanges drilled according to EN 1092-2
- face-to-face dimension according to EN 558 series 1

APPLICATION *

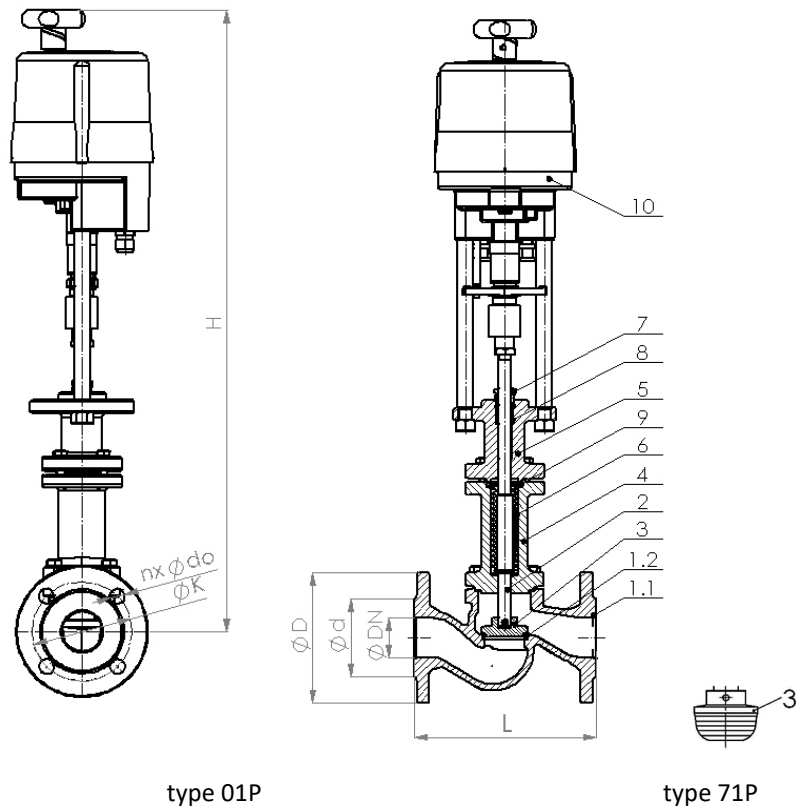
* not all of the applications are suitable for all of the executions

industries						
	INDUSTRY	SHIPBUILDING INDUSTRY	HEATING	REFRIGERATION AND AIR CONDITIONING		
Media						
	GLYCOL	INDUSTRIAL WATER	DIATHERMIC OIL	STEAM	COMPRESSED AIR	NEUTRAL FLUIDS

Data given can be changed without notice.

Edition 01/2018

MATERIALS, DIMENSIONS



type 01P

type 71P

	Body material	A	C
	Type	01P; 71P	
1.1	Body	EN – GJL-250 5.1301 (ex. JL1040)	EN – GJS-400 – 18-LT 5.3103 (ex.JS1025)
1.2	Seat ring	X20Cr13 1.4021	
2	Stem	X20Cr13 1.4021	
3	Disc	X20Cr13+QT 1.4021	
4	Bonnet I	EN – GJS-400 – 18-LT 5.3103 (ex.JS1025)	
5	Bonnet II	EN – GJS-400 – 18-LT 5.3103 (ex.JS1025)	
6	Bellow	X6CrNiMoTi17-12-2	
7	Gland	Carbon steel	
8	Gland packing	Graphite	
9	Gasket	Graphite	
10	Actuator	PSL	
	Max. temperature	300°C	350°C

Data given can be changed without notice.

Edition 01/2018

ZETKAMA Sp. z o.o.
Ul. 3 Maja 12
PL 57-410 Ścinawka Średnia

Tel. +48 74 8652 193
Tel. +48 74 8652 111
Fax +48 74 8652 199

E-mail export@zetskama.com.pl
www.zetskama.com

DN	15	20	25	32	40	50	65	80	100	125	150
L (mm)	130	150	160	180	200	230	290	310	350	400	480
H (mm)											
PSL202 PSL202/AMS 2kN	728	728	733	743	763	769	823	821	857	923	945
PSL204 PSL204/AMS 4.5kN	728	728	733	743	763	769	823	821	857	923	945
PSL208 PSL208/AMS 8kN	---	---	---	---	803	809	863	861	897	963	985
PSL210 PSL210/AMS 10kN	---	---	---	---	803	809	863	861	897	963	985
PSL214 PSL214/AMS 14kN	---	---	---	---	---	---	927	925	961	1027	1049

PRESSURE-TEMPERATURE RATINGS

	PN		-10°C÷120°C	150°C	200°C	250°C	300°C	350°C
EN-GJL-250	16	bar	16	14,4	12,8	11,2	9,6	---
EN-GJS-400-18 LT	16		16	15,5	14,7	13,9	12,8	11,2
	25		25	24,3	23	21,8	20	17,5

MAX PERMISSIBLE CLOSING PRESSURES (on flow to open P2=0)

ACTUATOR	DN										
	15	20	25	32	40	50	65	80	100	125	150
PSL202 PSL202/AMS 2kN	25,0	24,0	17,9	11,2	8,9	5,5	3,6	2,5	1,7	1,1	0,8
PSL204 PSL204/AMS 4.5kN	---	---	25,0	25,0	20,0	12,4	8,2	5,8	4,0	2,5	1,8
PSL208 PSL208/AMS 8kN	---	---	---	---	25,0	22,1	14,6	10,3	7,1	4,4	3,2
PSL210 PSL210/AMS 10kN	---	---	---	---	---	25,0	18,2	12,9	8,8	5,5	4,0
PSL314 PSL314/AMS 14kN	---	---	---	---	---	---	25,0	18,1	12,4	7,8	5,7

Data given can be changed without notice.

Edition 01/2018

FLANGE DIMENSIONS ACC. PN-EN 1092-2

DN		15	20	25	32	40	50	65	80	100	125	150
PN16	D (mm)	95	105	115	140	150	165	185	200	220	250	285
	K (mm)	65	75	85	100	110	125	145	160	180	210	240
	nxd (mm)	4x14	4x14	4x14	4x19	4x19	4x19	4x19	8x19	8x19	8x19	8x23
PN25	D (mm)	95	105	115	140	150	165	185	200	235	270	300
	K (mm)	65	75	85	100	110	125	145	160	190	220	250
	nxd (mm)	4x14	4x14	4x14	4x19	4x19	4x19	8x19	8x19	8x23	8x28	8x28

Data given can be changed without notice.

Edition 01/2018

TYPE

Figure	Body material	Nominal diameter	Nominal pressure	Type
234	A Grey cast iron EN-GJL-250	15-150 mm	C 16 bar	stop valve 01P
		15-150 mm	C 16 bar	control valve 71P
234	C Nodular cast iron EN-GJS-400-18-LT	15-150 mm	C 16 bar	stop valve 01P
		15-150 mm	C 16 bar	control valve 71P
		15-150 mm	D 25 bar	stop valve 01P
		15-150 mm	D 25 bar	control valve 71P

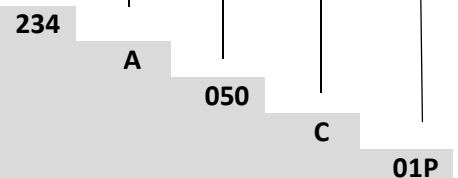
ORDERING

Figure	Body material	Nominal diameter	Nominal pressure	Type
234	A Grey cast iron EN-GJL-250	15-150 mm	C 16 bar	stop valve 01P

Order example acc. index

234 A 050 C 01P

Bellow valve with PSL actuator
 Grey cast iron EN-GJL-250
 Nominal diameter (mm)
 Nominal pressure PN 16
 Stop valve



Data given can be changed without notice.

Edition 01/2018